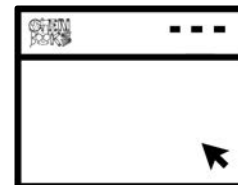




WELCOME!

This notebook is yours
to write in, draw on,
mark up, fold down, and personalize
as you explore books and reading.

Once you finish
the activities in this notebook, visit
<http://open-books.org/readingnotebooks>
to let us know what you thought
and to claim a free book!





WHO, WHAT, WHERE?

BOOK _____
RECAP _____

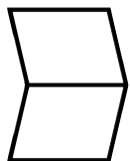
BOOK _____
RECAP _____

BOOK _____
RECAP _____

BOOK _____
RECAP _____

BOOK _____
RECAP _____

BOOK LOG



TITLE	AUTHOR	RATING	NOTES

RAPID RECAPS

WHO, WHAT, WHERE?

BOOK RECAP _____

BOOK RECAP _____

BOOK RECAP _____

BOOK RECAP _____

BOOK RECAP _____



WHO, WHAT, WHERE?

BOOK _____
RECAP _____

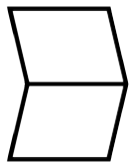
BOOK _____
RECAP _____

BOOK _____
RECAP _____

BOOK _____
RECAP _____

BOOK _____
RECAP _____

BOOK LOG



TITLE	AUTHOR	RATING	NOTES



RAPID RECAPS

WHO, WHAT, WHERE?


BOOK RECAP _____

BOOK RECAP _____

BOOK RECAP _____

BOOK RECAP _____

BOOK RECAP _____



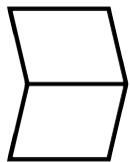
POST-IT CHECK-INS

	CHARACTERS
	SETTING
	DIALOGUE
	NEW WORDS
	QUESTIONS
	CONNECTIONS

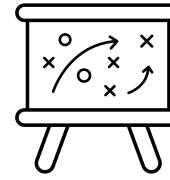
Use Post-Its or small pieces of paper to mark places in the book that match specific focus areas.

Use the symbols shown here or create your own!

BOOK LOG



TITLE	AUTHOR	RATING	NOTES



USE ACTIVE READING STRATEGIES

Active reading strategies help to create engaged and curious readers. Can you use the following terms while reading?

PREDICT

Try to figure out what might happen next.

VISUALIZE

Picture the people, places, and events being described.

CLARIFY

Investigate key concepts.

QUESTION

Ask questions about the material.

CONNECT

Connect information to other books and the real world.

EVALUATE

Think about the story, actions of the characters, and consequences.



WRITE DIFFERENT ENDINGS



BOOK REVIEWS

BOOK _____

BOOK _____

BOOK _____

 **BOOK
REVIEWS**

BOOK _____

BOOK _____

BOOK _____

 **WRITE DIFFERENT ENDINGS**



WRITE DIFFERENT ENDINGS

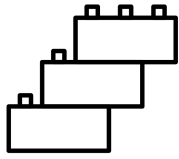


BOOK
REVIEWS

BOOK _____

BOOK _____

BOOK _____



**BUILD
VOCABULARY**

When you encounter a new or unfamiliar word, take time to figure out what it means.

Make a list of new words you've learned! Can you use them in everyday conversations?

WORD	MEANING



WRITE DIFFERENT ENDINGS



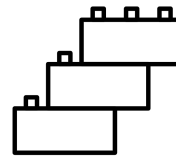
WRITE A DIFFERENT ENDING

BOOKS & STORIES: What if something else had happened at the end of the story? Write a different version!

TV & MOVIES: Imagine another scene that could go in the story and write the script for it.

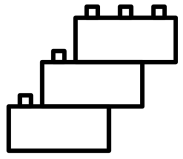
POETRY: Add a new stanza to a poem.

SONGS: Write some additional lyrics.



BUILD VOCABULARY

WORD	MEANING



BUILD VOCABULARY

WORD	MEANING



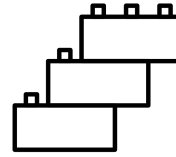
WHAT DOES IT LOOK LIKE?

A large rectangular area enclosed by a dashed border, intended for drawing or sketching.



WHAT DOES IT LOOK LIKE?

A large dashed rectangular box for drawing or writing.



**BUILD
VOCABULARY**

WORD	MEANING



BE THE EXPERT

Report what you've learned from a book to someone you know, or record a video that you would send to someone interested in the book.

What did you find interesting in the book you read? Research something that you have questions about to learn more.

- Reread sections and take notes.
- Find other information on the same topic to build your knowledge.

What does this book remind you of?

- Another book?
- A movie?
- Read or watch that other piece, then compare and contrast ideas.

Use a different format to express the ideas you've learned from the book.

Art project • Journal entry • Comic book • Dance or song




WHAT DOES IT LOOK LIKE?

A large dashed rectangular box intended for drawing or sketching a visual representation of the book's content.



WHAT DOES IT LOOK LIKE?

Use these pages to draw characters, scenes, settings, and other key elements from books.



READ OR WRITE SOMETHING NEW EVERY DAY

Remember, reading a book is not the only option!
Try reading or writing...

- Magazines
- Recipes
- Captions for a movie
- Song lyrics
- Project instructions
- Captions for a TV show



WRITE SOMETHING NEW



WRITE SOMETHING NEW



WRITE SOMETHING NEW



WRITE SOMETHING NEW



WRITE SOMETHING NEW



WRITE SOMETHING NEW
